

haven

A guide to exploring the *exceptional nature* of Bald Head Island, North Carolina



FERRY
457-5006

SHOALS CLUB
454-4888
DINING 454. 4850

FOOD
385

ER
0624
INA

WELCOME
TO OUR
HOMES



RELAX
ENJOY
READ
SLEEP

JUST AS EVERY SINGLE SHELL ON
THE BEACH IS ONE-OF-A-KIND, SO
IS EVERY HOME ON BALD HEAD
ISLAND. TAKE A PEEK INSIDE THREE
DISTINCTLY RENOVATED ISLAND
HOMES AND LEARN HOW THESE
CREATIVE HOMEOWNERS WERE
ABLE TO TAKE ADVANTAGE OF THE
REMODELING PROCESS TO CREATE
THEIR IDEAL LIVING SPACES.

By Lauren Frye | Photos by Joshua Curry



island architecture



When interior designer Lisa Sherry and husband Ron Royals embarked on their search for a vacation home on Bald Head Island, they looked at a lot of houses. “We didn’t necessarily have an exact idea of what we were looking for, but we were sure we’d know the house when we saw it,” says Lisa. Turns out she was right; the moment they laid eyes on the funky, 70s-era modern bungalow set deep in Bald Head Island’s maritime forest, they knew it was “the one.”

“The architecture was so interesting, unlike anything else we’d seen on the island. I immediately had a vision of what I could do with the space,” says Lisa. “We also loved the lot with the incredible view of the lagoon. The maritime forest environment is so distinct.”

They purchased the house in 2004 and lived with it “as is” for a year before beginning renovations. Lisa and Ron made this decision both to conserve their remodel budget and to get a better sense of which elements needed structural overhaul and




The dramatic scale of this shell chandelier adds balance to the room.

LISA, AN INTERIOR DESIGNER, DESCRIBES HER DESIGN ESTHETIC AS “CLASSIC MODERN,” WHICH SHE ACHIEVES BY MIXING AND MATCHING INTERESTING PIECES FROM DIFFERENT PERIODS.

LISA AND RON ADDED TWO WINDOWS TO THE ANGLED WALL IN THE DINING ROOM TO ALLOW FOR VIEWS OF THE BEAUTIFUL LAGOON BEYOND THE SCREENED PORCH. THE WINDOWS ALSO ADD NATURAL LIGHT TO THE ROOM.



A modern living room with a vaulted ceiling and large windows. The room features neutral-toned furniture, including a white sofa and two wicker armchairs. Textured decor elements like a rattan coffee table, a sheepskin throw, and woven blinds are used to add warmth and texture. A floor lamp with a large white shade is positioned near the sofa. The room opens up to a balcony with a glass railing and lush greenery outside.

THE LIVING ROOM'S NEUTRAL FURNITURE ALLOWS LISA TO PLAY WITH FUN TEXTURES LIKE THE RATTAN CHAIRS AND TABLE AND LEATHER WOVEN PILLOWS.

A close-up of a wicker armchair with a white sheepskin throw draped over it. The chair has a thick, textured wicker frame and a cushioned seat. The sheepskin throw is soft and fluffy, contrasting with the rigid wicker.

sheepskin throws protect furniture and add additional texture and warmth.



A WHIMSICAL GOLDFISH QUILT BRIGHTENS UP A NEUTRAL BEDROOM WITH A SURPRISING POP OF COLOR. SHEER NETTING DRAPED AROUND THE BED SOFTENS THE ROOM'S EDGES.

which could be solved through less invasive means. They ultimately decided to remodel the bathrooms and kitchen/dining area, while the remainder of the transformation was achieved with some paint and Lisa's flawless design eye.

The exposed cedar wood walls that ran through the house looked dated, so Lisa's first step was to paint them (and most everything else in the house, including the fireplace) white. "The whole space needed to be lightened and freshened up," she says. "White is very calming. We lead busy lives, so when we get to Bald Head, we want to enter our home and immediately be in the realm of calmness."

Lisa often uses white as a base because it also allows her to pile on texture and color for interest. "I love using natural textures like linen, leather, rattan, and sea grass to warm up a space," Lisa says. "A neutral base also makes redecorating easier. As trends emerge, you can switch out pillows and fabric without having to redo the entire room."


Lisa's mix and match approach also extends to style. "I'm an eclectic designer, so I don't like to match pieces from the same period. I love mixing modern and antique to create a totally original look," she says.





Large vertical spaces allow for unique accents like Lisa's Union Jack flag and vintage ladder.

LISA'S 1960S BUBBLE CHAIR ADDS A FUN ELEMENT TO THE HOUSE. "IT'S LARGE BUT IT'S CLEAR, SO IT DOESN'T TAKE UP ANY VISUAL SPACE IN THE ROOM," SAYS LISA.



A grouping of simple paper lanterns creates a natural lighting effect.

THE LARGE SCREENED PORCH IS EVERYONE'S FAVORITE ROOM. THE "DAYBED" IS ACTUALLY A CHAISE LOUNGE THAT LISA STYLED WITH A FEW PILLOWS AND BOLSTERS.

Tiffany and Fred McWhorter live and work full time on Bald Head Island, so it's important that their home be both functional and comfortable. When they bought the house in 2000 it was, in Tiffany's words, "a total mess," but luckily the McWhorters love a good challenge.

"We started out small with the renovation—stripping wallpaper and carpets, adding bead board to the walls, changing out doors," says Tiffany. A few years later they began tackling larger projects, including adding two bathrooms, remodeling the kitchen and relocating the front door from ground level to the main living area.

When it came to décor, Tiffany wanted her home to tell a story. "I like things with history, a good story or provenance," she says. And there's a story behind almost everything in the house, like the old farm sink she and Fred dragged out of a yard in Southport (with the owners' blessing of course) or the discarded Eb & Flo's bar sign she found in the recycling bin. "These stories personalize a home," she says, "and infuse it with memories."



TIFFANY OWNS AND RUNS ROOM SERVICE, A HOME FURNISHING AND DÉCOR SHOP, WHICH MAKES IT EASY TO PLAY WITH DECORATING. "I LOVE THAT I CAN TRY DIFFERENT PIECES BEFORE I DECIDE WHAT'S GOING TO BE A KEEPER," SHE SAYS.

DARK GRAY BEAD BOARD WALLS
PAIRED WITH CRISP WHITE TRIM
CREATE AN ELEGANT BACKDROP
FOR MORE CASUAL AND
COMFORTABLE FURNISHINGS.
ORIGINAL ART AND DÉCOR
PERSONALIZE THE SPACE.



Heart pine floors are
stained and distressed
for a vintage look.



This antique metal sign creates a fun and unexpected focal point.

THE KITCHEN MIXES OLD (VINTAGE FARMHOUSE SINK AND FOUND SIGNAGE) WITH NEW (GRANITE COUNTERTOPS AND ART PIECE CHANDELIER) FOR AN ECLECTIC LOOK.



*Repurposed antique pieces
create an impressive dining
room table.*

Tiffany, who has lived and worked on the island since 1999, was familiar with the property before she decided to purchase it. "The house was on a rental program and I visited a friend who was staying there once. I remember walking in and thinking, 'This is the worst house on the island! There is nothing you could do to make it better.'"

Fast forward a few years and one change of heart later and Tiffany says she can't imagine living in any other house. "We've had Easter egg hunts in the front yard, spent many Thanksgivings and Christmases here, just so many great memories in this place," she says.

Getting the maximum usage out of her Villa's 1,200-square feet was paramount to Jennifer Evans when she decided to buy and renovate the unit. "I loved the location of the Villas, right across from the beach, but I was concerned about the size because I wanted everyone to be able to have privacy."

To accommodate herself and her two teenage children comfortably, Jennifer began reimagining the interior space. She called on builder Steve Henson and interior designer and friend Shannon Mann for assistance. "The upstairs bedroom in the Villas is traditionally the guest room, but we decided to turn it into the master," she says. "We had to get creative with the bathroom to make it work, but we were able to create a true master bath by getting rid of the closet." To make up for the loss of storage, Steve created a wall of built-in cabinetry that uses the limited space efficiently and creates visual interest in the room.

In addition to making adjustments to the interior,



JENNIFER (CENTER) WITH DESIGNER SHANNON MANN (LEFT) AND BUILDER STEVE HENSON (RIGHT) WORKED TOGETHER TO TAKE MAXIMUM ADVANTAGE OF THE VILLA'S UNIQUE LAYOUT AND LOCATION.

**BAMBOO WINDOW COVERINGS
PROVIDE AN ECONOMICAL AND
SIMPLE WAY TO ADD PRIVACY
AND SHADE TO THE DECK. THE
LARGE BED-SWING IS AN IDEAL
SPOT TO HANG OUT AND READ
OR WATCH FOR GATORS IN THE
LAGOONS.**



*A simple piece of lattice
makes a fun base for a
golf course view bar.*

JENNIFER AND SHANNON MADE THE MOST OF A SMALL LIVING AREA BY ADDING A SECTIONAL SOFA AND KEEPING THE REST OF THE FURNITURE TO A MINIMUM. COASTAL TOUCHES LIKE THE DRIFTWOOD “MANTLE” REMIND GUESTS THEY’RE AT THE BEACH.





←
Leaving the windows bare allows for an uninterrupted golf course view and makes the room appear to be more spacious.


CLEVER BUILT-IN FEATURES LIKE THIS DESK ALLOW JENNIFER TO HAVE ALL THE COMFORTS OF HOME WHILE MAXIMIZING SPACE. MATCHING BUILT-IN DRESSERS KEEP THE BEDROOM FROM BEING OVERWHELMED BY FURNITURE.

Jennifer was able to add more living space by updating the deck, which now doubles as a second living room. “We spend a lot of time outside,” Jennifer says. “On nice evenings we love to be on the deck watching the sun set and enjoying being in such a tranquil space.” The addition of an outside bar makes the deck ideal for entertaining or dining al fresco.

In the kitchen, Jennifer wanted a sophisticated look that was still highly functional. It was also important to her to eliminate visual clutter, which can be a challenge in small spaces. Adding an island allowed Jennifer to have a built-in dining table and additional workspace, all in one unit. “The island was built to look like a furniture piece, which I love, but it has all the durability and function of a built-in.”

Jennifer, who lives in Texas, rents out her Villa when she’s not using it, making the need for an efficiently designed space even more important. “I don’t want renters to have to navigate clutter,” she says. “I want them to feel at home in a clean, sophisticated space that allows them to relax and enjoy what they came here for.”





A GRAPHIC CHANDELIER
SOFTENS THE STRONG LINES
OF THE KITCHEN AND PROVIDES
A FUN FOCAL POINT. PAINTED
WOODEN CABINETRY FEELS
MODERN AND CLEAN.

The bold red island
continues the color
theme that runs
throughout the home.

